



**Things you will need:**  
11x pieces of coloured paper  
Pencil  
Felt tips/Crayons  
String  
Hole punch /small




Don't forget to share the pictures of your welcome home bunting with us on our Little Troopers Facebook page. #CraftyLittleTroopers



Print out your template and cut it out.



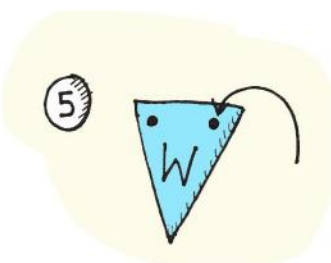
Get a sheet of coloured paper and place your template on top. Draw around it carefully. Repeat this 11 times.



Cut out all of your triangles.



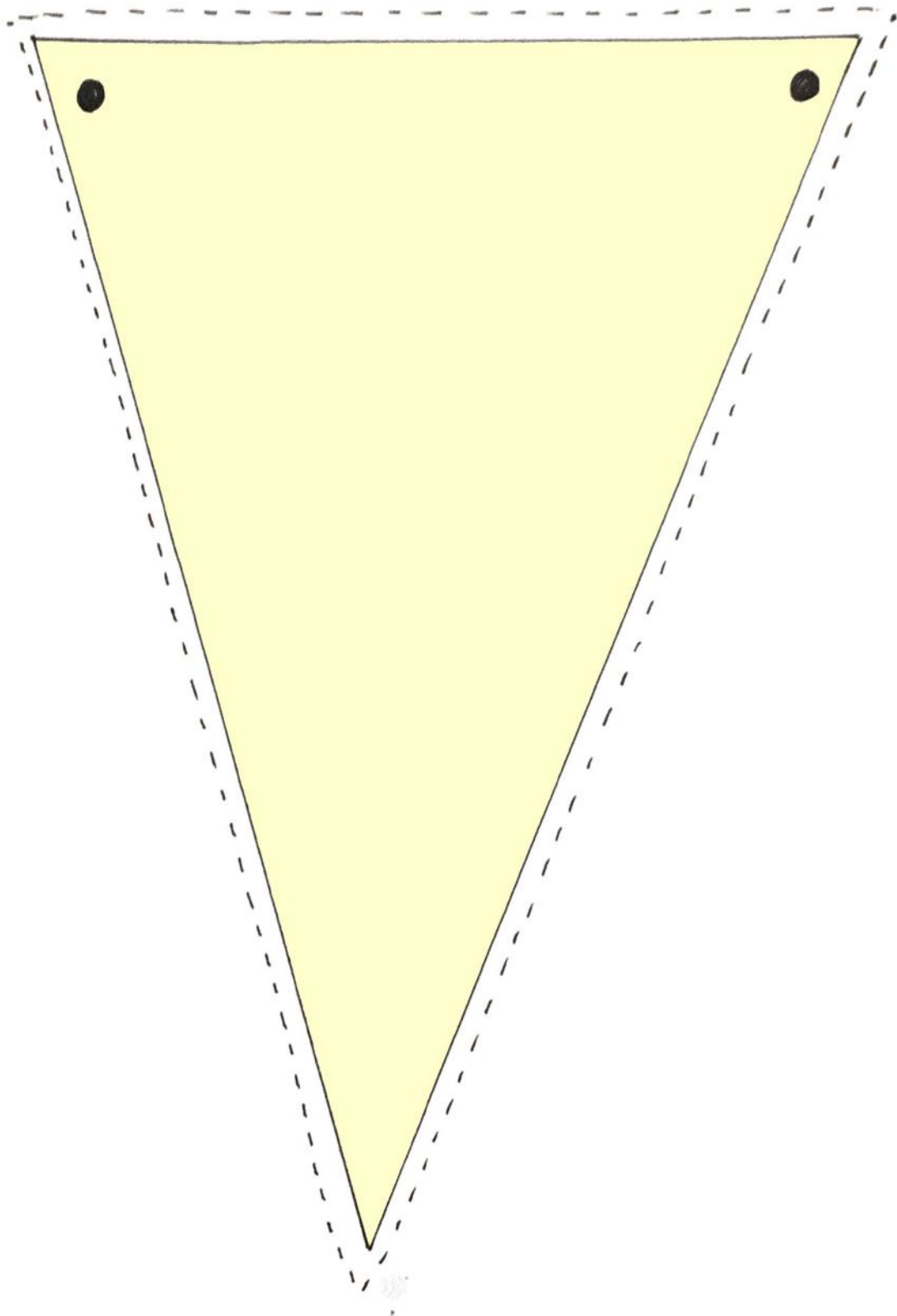
Write a letter on each triangle until you can spell out WELCOME HOME with triangles.



Ask an adult to help you make holes in the top of each triangle.



Thread your triangles on your string until you are finished!!



Bunting Template

Page 2/2